

D Band Power Amplifier, 18dB Gain, Pout=+14.5dBm, WR-06

2022-10-1



Product Overview

AT-PA-110150-1815E is a D Band power amplifier operating in 110-150 GHz frequency range. The PA is packaged in a waveguide module using industry standard WR-06.

MMIC technology Chip is used, which ensures reliable and repeatable unit-to-unit result. Higher gain amplifier is available according to request.

More information, please visit www.atmicrowave.com

Advantages

- ✓ Frequency: 110-150GHz
- ✓ Gain: 18dB
- ✓ Pout: +14.5dBm
- ✓ Single Supply

Application

- ✓ D Band Communication
- ✓ FOD (Foreigner Objects Debris)
- ✓ Test Equipment
- ✓ ROF (RF Over Fiber)
- ✓ Radar System

Key Features

Parameter	Min	Typical	Max
Frequency		110-150GHz	
Gain	14dB	18dB	
P1dB	+8dBm	+10dBm	
Psat (Pin= +5dBm)	+12dBm	+14.5dBm	
Drain Supply		+5V	+6V
Current		230mA	
Input Return Loss		-5dB	
Output Return Loss		-5dB	
Spec Temp		25C	





AT-PA-110150-1815E

110-150GHz Power Amplifier

Mechanical Information

Item	Description
Input Port	WR-06, UG-387/U-M Flange with anti-cocking Flange
Output Port	WR-06, UG-387/U-M Flange with anti-cocking Flange
Case Material	Copper
Finish	Gold Plated
Weight	150g
Size:	See outline

Absolute Maximum Ratings Table

Parameter	Value
Drain Supply	+8V
RF Input Power	+10dBm
Operating Temperature	0 to +50C
Storage Temperature	-65 to +140C

Notes:

1. Datasheet may be changed according to update of MMIC, Raw materials , process, and so on.
2. This data is only for reference, not for guaranteed specifications.
3. Please contact AT Microwave team to make sure you have the most current data.

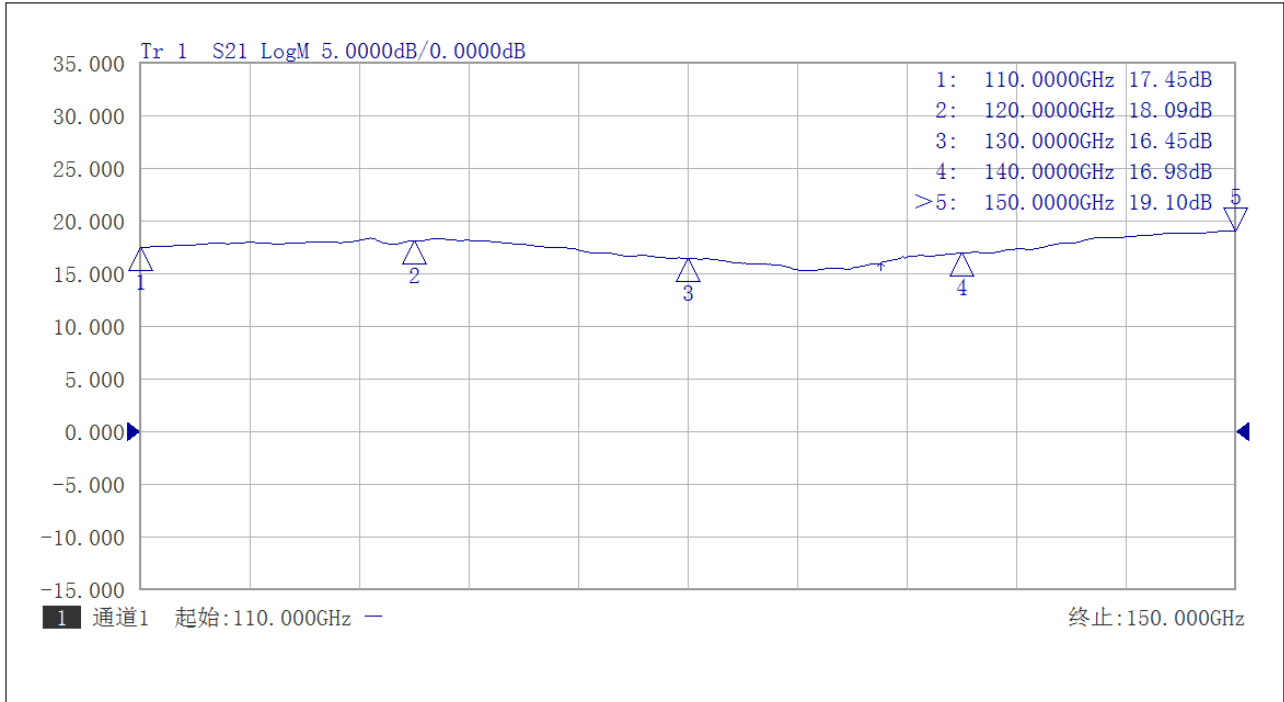
Part Number Selection Guide

Item	Description
PN	Stand Module with DC Power Supply
PN-LCBT	L ow Cost, C ompact B ench- T op, +220V Supply with AC/DC Adapter

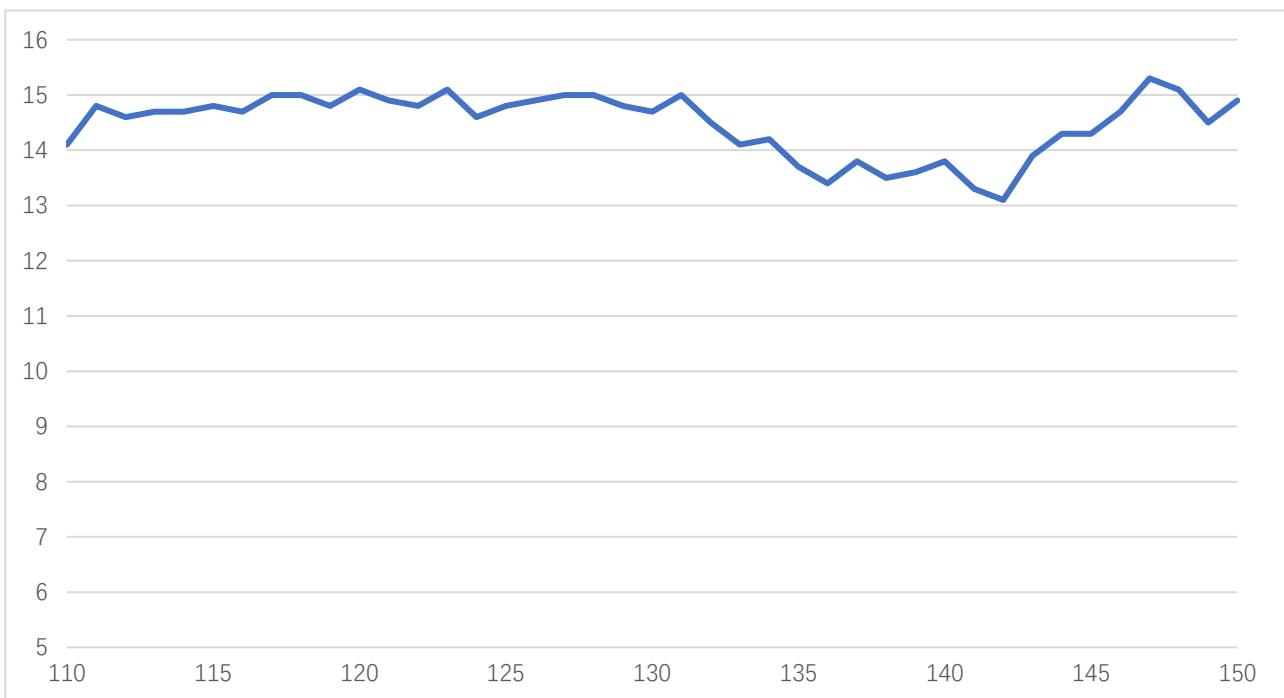


Test Data (25C)

Please note that test curves will vary slightly from unit to unit.



Gain vs Frequency



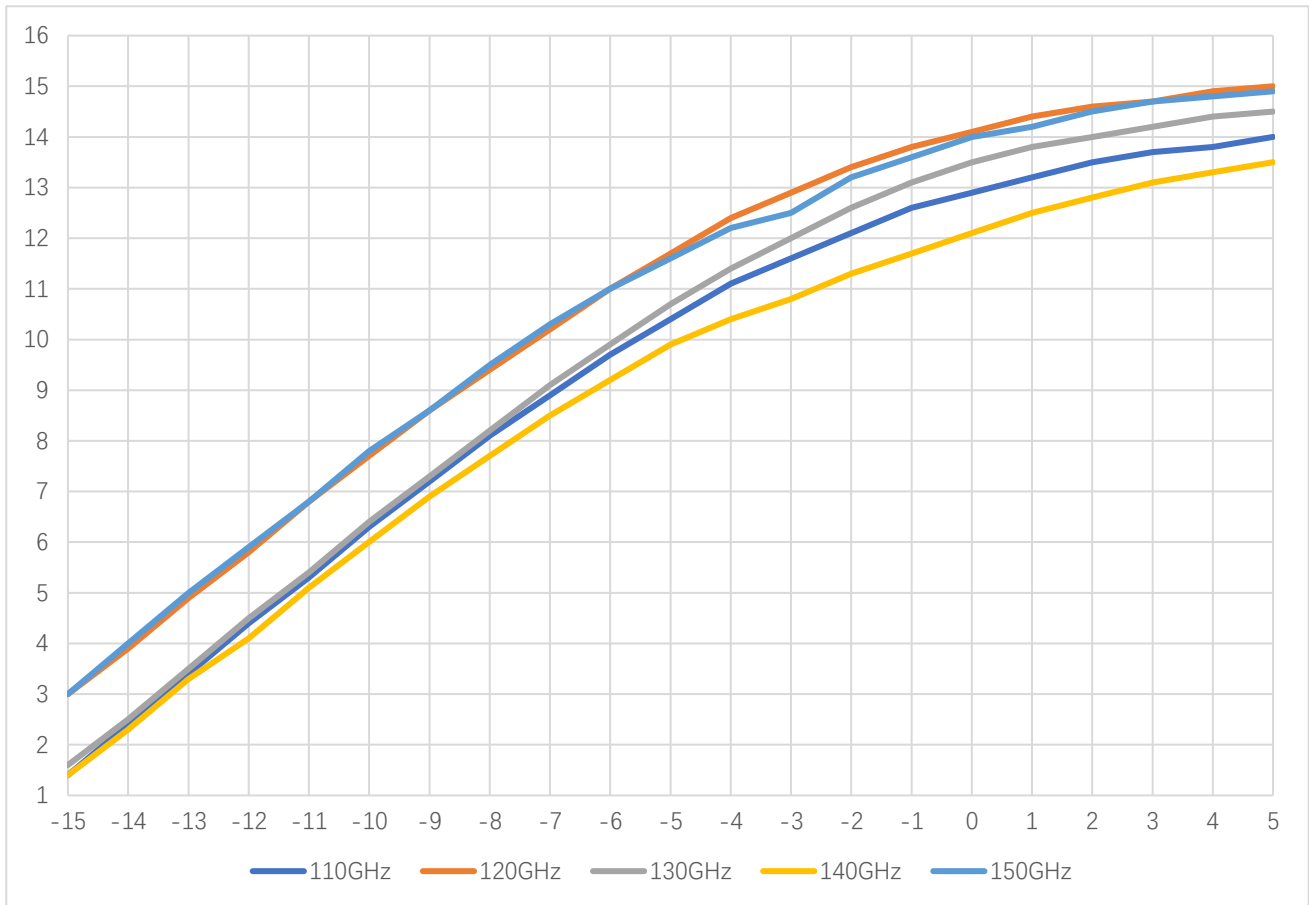
Psat vs Frequency





AT-PA-110150-1815E

110-150GHz Power Amplifier



Pout vs Pin



Dimension: (mm)

